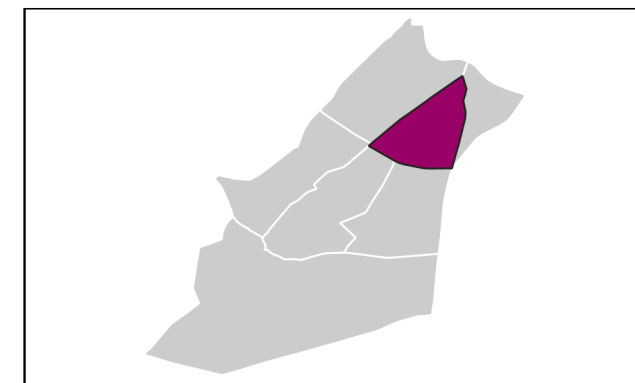
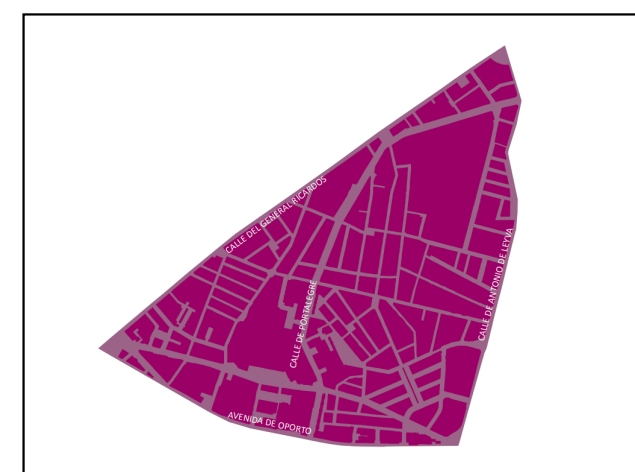


### 11 Carabanchel

Ag\_MAD\_Madrid\_C\_Le\_11\_2  
8\_2R\_11\_2

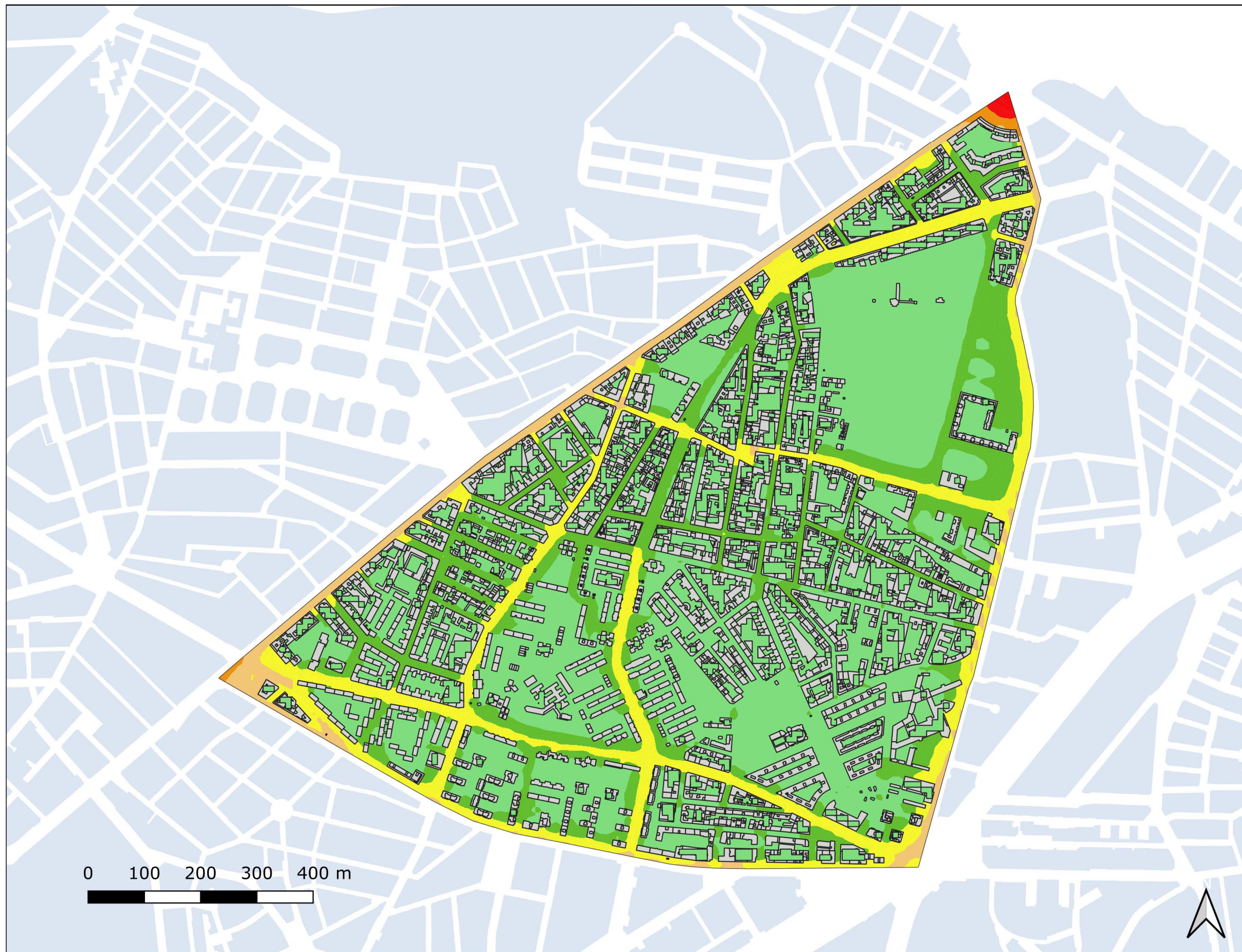
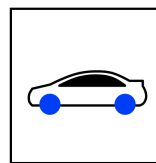


Población Expuesta		
$L_e$		
Barrio	Rango de Exposición dBA	Nº Personas (centenas)
11.2 Opañel	< 55	192
	55 - 60	101
	60 - 65	36
	65 - 70	5
	70 - 75	0
	> 75	0



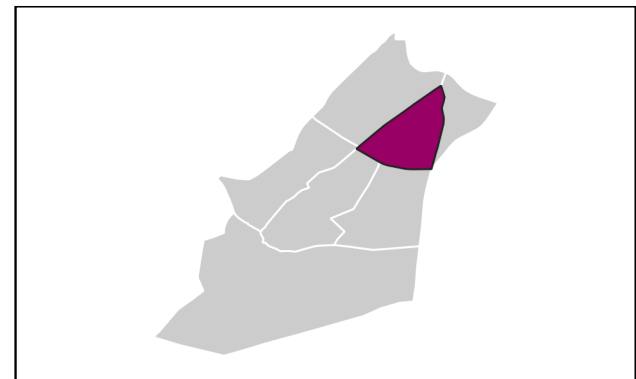
	< 50 dB(A)		Edificio
	50-55 dB(A)		Parcela
	55-60 dB(A)		Barrera acústica
	60-65 dB(A)		Límite administrativo
	65-70 dB(A)		
	70-75 dB(A)		
	> 75 dB(A)		



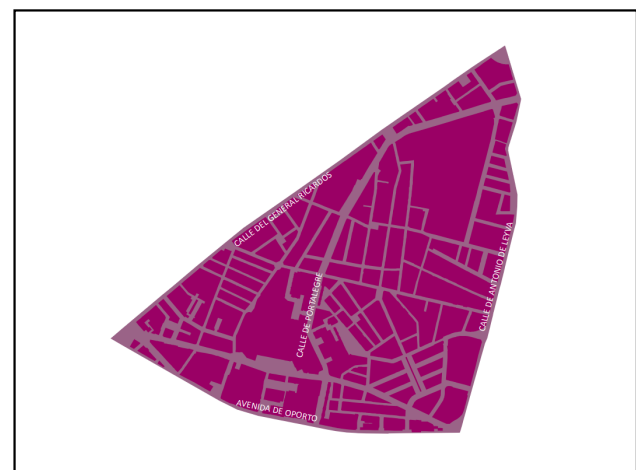


### 11 - Carabanchel

Ag\_MAD\_Madrid\_C\_Ln\_11\_2  
8\_3R\_11\_2

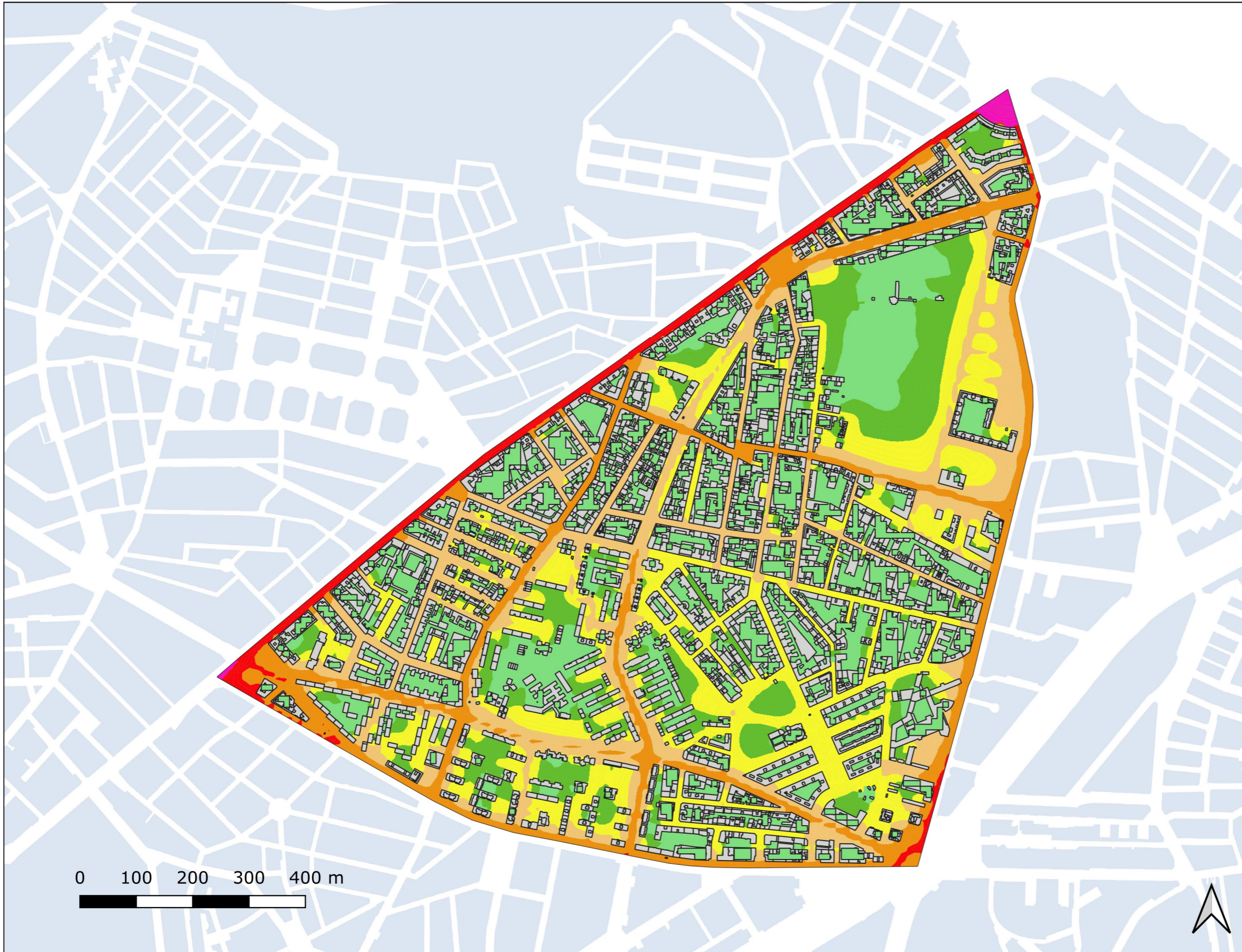
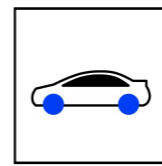


Población Expuesta		
$L_n$		
Barrio	Rango de Exposición dBA	Nº Personas (centenas)
11.2 Opañel	< 50	226
	50 - 55	72
	55 - 60	36
	60 - 65	1
	65 - 70	0
	> 70	0



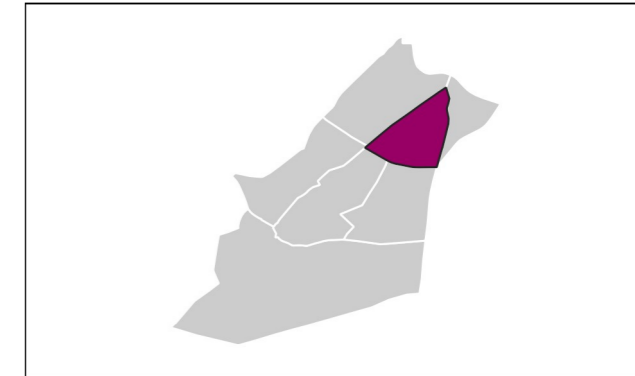
$L_n$ < 50 dB(A)	Edificio
50-55 dB(A)	Parcela
55-60 dB(A)	Barrera acústica
60-65 dB(A)	Límite administrativo
65-70 dB(A)	
> 70 dB(A)	





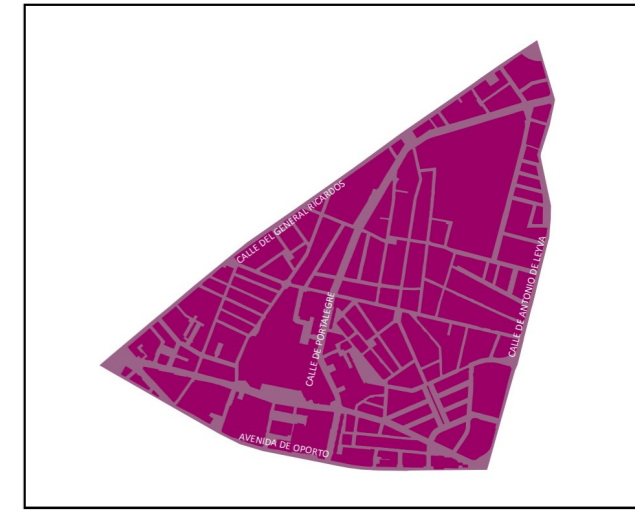
### II Carabanchel

Ag\_MAD\_Madrid\_C\_Lden\_11\_2  
8\_4R\_11\_2



**Población Expuesta**

Barrio	$L_{den}$	
	Rango de Exposición dBA	Nº Personas (centenas)
11.2 Opafiel	< 55	133
	55 - 60	117
	60 - 65	61
	65 - 70	23
	70 - 75	1
> 75	0	



**$L_{den}$**

- < 50 dB(A)
- 50-55 dB(A)
- 55-60 dB(A)
- 60-65 dB(A)
- 65-70 dB(A)
- 70-75 dB(A)
- > 75 dB(A)

- Edificio
- Parcela
- Barrera acústica
- Límite administrativo