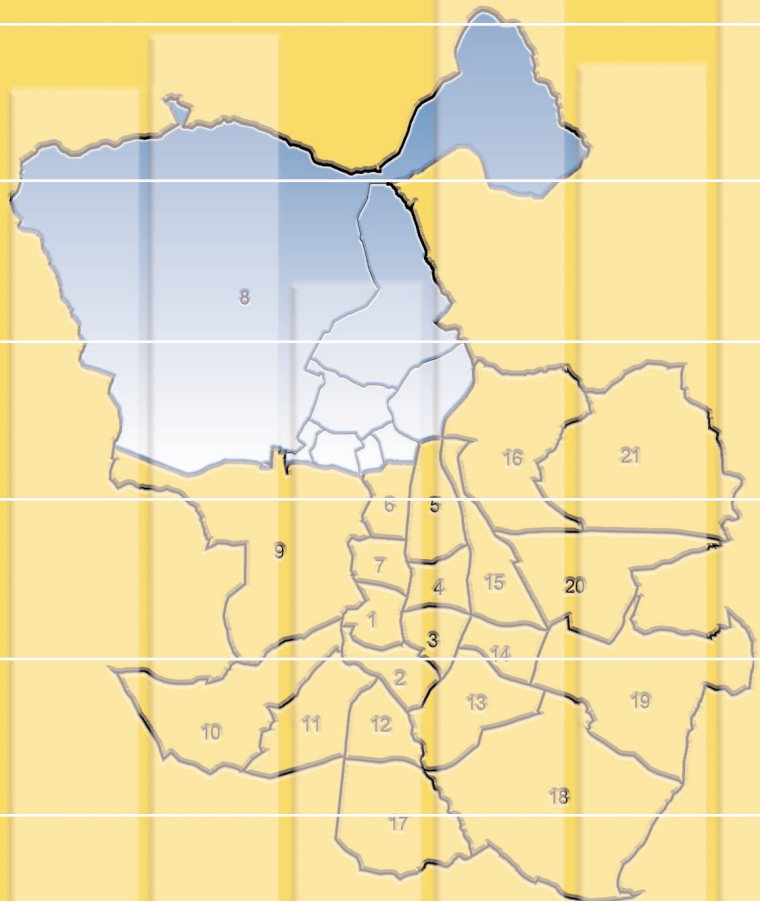
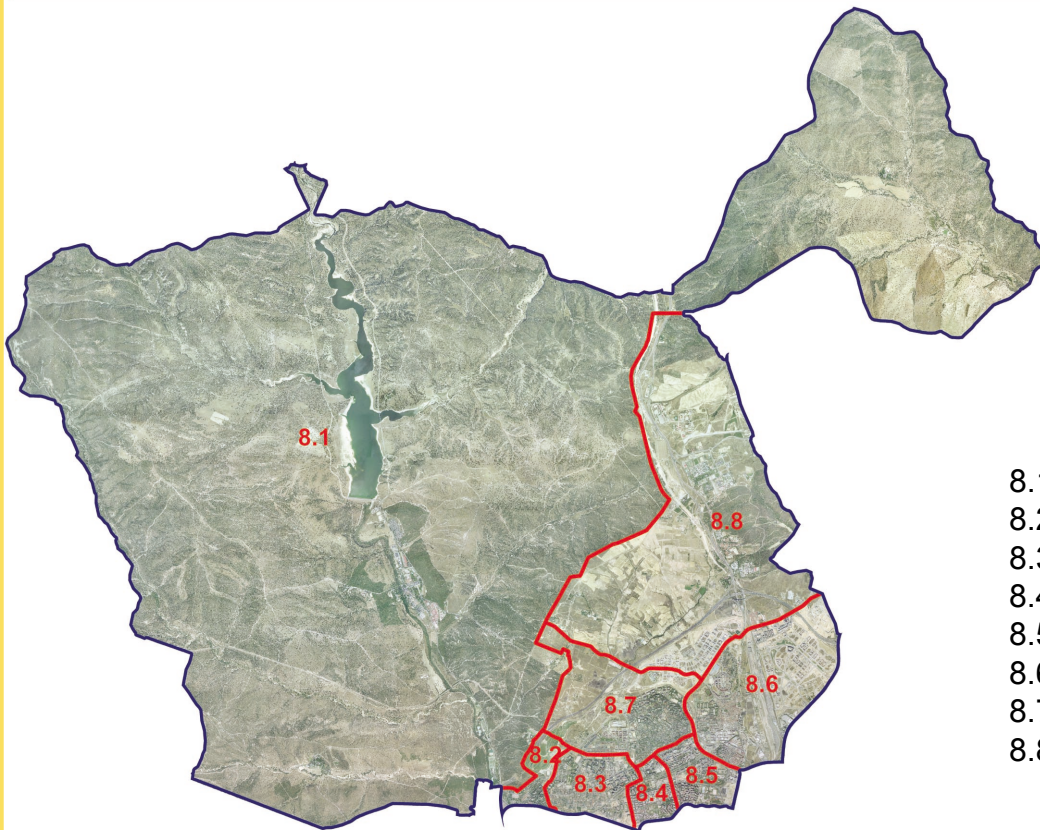
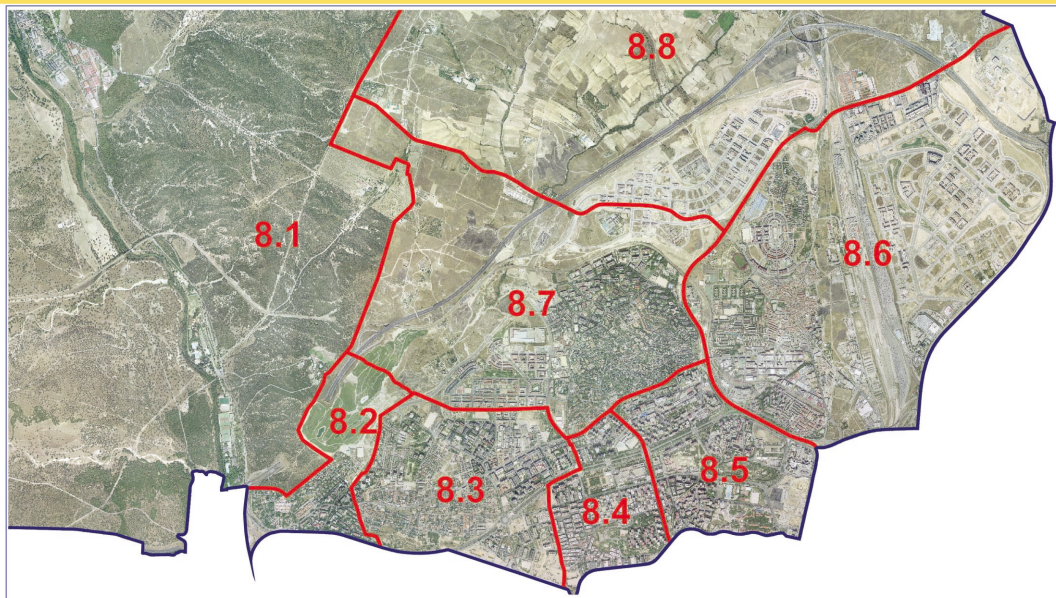


FUENCARRAL-EL PARDO

El Pardo
Fuentelarreina
Peñagrande
El Pilar
La Paz
Valverde
Mirasierra
El Goloso





- 8.1. El Pardo
- 8.2. Fuentelarreina
- 8.3. Peñagrande
- 8.4. El Pilar
- 8.5. La Paz
- 8.6. Valverde
- 8.7. Mirasierra
- 8.8. El Goloso

D.8. FUENCARRAL-EL PARDO

D.8.1. Características generales

| Características | TOTAL | 81. El Pardo | 82. Fuentelarreina | 83. Peña grande | 84. El Pilar | 85. La Paz | 86. Valverde | 87. Mirasierra | 88. El Goloso |
|---------------------------------|------------------|-----------------|-----------------------|--------------------|-----------------|---------------|-----------------|-------------------|------------------|
| Superficie (Ha.) | 23.781,01 | 18.756,00 | 138,26 | 289,04 | 135,99 | 215,98 | 897,73 | 697,52 | 2.650,49 |
| Densidad (hab./Ha.) | 10 | 0 | 23 | 160 | 361 | 167 | 58 | 41 | 4 |
| Población a 1-1-2010 | | | | | | | | | |
| Total | 229.758 | 3.519 | 3.233 | 46.127 | 49.111 | 36.168 | 51.684 | 28.798 | 11.118 |
| De 0 a 14 años | 33.754 | 309 | 469 | 5.516 | 4.711 | 3.453 | 10.116 | 6.130 | 3.050 |
| De 15 a 64 años | 156.198 | 2.155 | 2.024 | 32.347 | 32.168 | 26.299 | 34.624 | 19.743 | 6.838 |
| De 65 a 74 años | 21.101 | 417 | 386 | 4.539 | 6.779 | 3.995 | 2.825 | 1.864 | 296 |
| De 75 y más | 18.703 | 638 | 354 | 3.725 | 5.453 | 2.420 | 4.119 | 1.060 | 934 |
| No consta | 2 | 0 | 0 | 0 | 0 | 1 | 0 | 1 | 0 |
| Hombres | 108.145 | 1.654 | 1.436 | 21.720 | 22.612 | 17.171 | 24.493 | 13.797 | 5.262 |
| De 0 a 14 años | 17.192 | 168 | 237 | 2.790 | 2.433 | 1.813 | 5.066 | 3.141 | 1.544 |
| De 15 a 64 años | 74.372 | 1.067 | 877 | 15.403 | 15.194 | 12.405 | 16.785 | 9.312 | 3.329 |
| De 65 a 74 años | 9.664 | 178 | 181 | 2.122 | 2.989 | 1.973 | 1.165 | 909 | 147 |
| De 75 y más | 6.915 | 241 | 141 | 1.405 | 1.996 | 979 | 1.477 | 434 | 242 |
| No consta | 2 | 0 | 0 | 0 | 0 | 1 | 0 | 1 | 0 |
| Mujeres | 121.613 | 1.865 | 1.797 | 24.407 | 26.499 | 18.997 | 27.191 | 15.001 | 5.856 |
| De 0 a 14 años | 16.562 | 141 | 232 | 2.726 | 2.278 | 1.640 | 5.050 | 2.989 | 1.506 |
| De 15 a 64 años | 81.826 | 1.088 | 1.147 | 16.944 | 16.974 | 13.894 | 17.839 | 10.431 | 3.509 |
| De 65 a 74 años | 11.437 | 239 | 205 | 2.417 | 3.790 | 2.022 | 1.660 | 955 | 149 |
| De 75 y más | 11.788 | 397 | 213 | 2.320 | 3.457 | 1.441 | 2.642 | 626 | 692 |
| No consta | 0 | 0 | 0 | 0 | 0 | 0 | 0 | 0 | 0 |
| Nacionalidad (Total) | 229.758 | 3.519 | 3.233 | 46.127 | 49.111 | 36.168 | 51.684 | 28.798 | 11.118 |
| Española | 204.839 | 3.386 | 2.911 | 41.784 | 42.413 | 33.843 | 44.076 | 26.391 | 10.035 |
| Extranjera | 24.919 | 133 | 322 | 4.343 | 6.698 | 2.325 | 7.608 | 2.407 | 1.083 |
| Union Europea (15) | 3.487 | 14 | 70 | 454 | 453 | 439 | 960 | 890 | 207 |
| Union Europea (ampliación a 27) | 3.941 | 22 | 41 | 697 | 1.174 | 287 | 1.212 | 194 | 314 |
| Otros países OCDE | 981 | 4 | 23 | 175 | 108 | 178 | 249 | 182 | 62 |
| Otros países de Europa | 508 | 2 | 3 | 108 | 136 | 40 | 156 | 36 | 27 |
| America Latina y Caribe | 12.517 | 43 | 141 | 2.284 | 3.668 | 1.028 | 4.136 | 864 | 353 |
| Africa | 1.751 | 45 | 15 | 369 | 611 | 126 | 437 | 86 | 62 |
| Otros países de Asia y Oceanía | 1.722 | 3 | 28 | 256 | 546 | 225 | 455 | 151 | 58 |
| Apatridas | 2 | 0 | 0 | 0 | 0 | 0 | 1 | 1 | 0 |
| No consta | 10 | 0 | 1 | 0 | 2 | 2 | 2 | 3 | 0 |
| % Extranjeros | 10,8 | 3,8 | 10,0 | 9,4 | 13,6 | 6,4 | 14,7 | 8,4 | 9,7 |
| Nacionalidad (Hombres) | 108.145 | 1.654 | 1.436 | 21.720 | 22.612 | 17.171 | 24.493 | 13.797 | 5.262 |
| Española | 96.773 | 1.606 | 1.352 | 19.762 | 19.414 | 16.104 | 20.897 | 12.847 | 4.791 |
| Extranjera | 11.372 | 48 | 84 | 1.958 | 3.198 | 1.067 | 3.596 | 950 | 471 |
| Union Europea (15) | 1.881 | 7 | 39 | 250 | 250 | 238 | 506 | 481 | 110 |
| Union Europea (ampliación a 27) | 1.838 | 7 | 8 | 317 | 579 | 116 | 595 | 49 | 167 |
| Otros países OCDE | 458 | 0 | 8 | 96 | 52 | 73 | 116 | 93 | 20 |
| Otros países de Europa | 168 | 0 | 1 | 43 | 50 | 13 | 48 | 7 | 6 |
| America Latina y Caribe | 5.195 | 9 | 16 | 917 | 1.650 | 423 | 1.822 | 241 | 117 |
| Africa | 991 | 23 | 3 | 203 | 343 | 98 | 259 | 29 | 33 |
| Otros países de Asia y Oceanía | 838 | 2 | 9 | 132 | 274 | 106 | 248 | 49 | 18 |
| Apatridas | 1 | 0 | 0 | 0 | 0 | 0 | 1 | 0 | 0 |
| No consta | 2 | 0 | 0 | 0 | 0 | 0 | 1 | 1 | 0 |
| % Extranjeros | 10,5 | 2,9 | 5,8 | 9,0 | 14,1 | 6,2 | 14,7 | 6,9 | 9,0 |

D.8.1. Características generales

| Características | TOTAL | 81. El Pardo | 82. Fuentelarreina | 83. Peña grande | 84. El Pilar | 85. La Paz | 86. Valverde | 87. Mirasierra | 88. El Goloso |
|---|----------------|-----------------|-----------------------|--------------------|-----------------|---------------|-----------------|-------------------|------------------|
| Nacionalidad (Mujeres) | 121.613 | 1.865 | 1.797 | 24.407 | 26.499 | 18.997 | 27.191 | 15.001 | 5.856 |
| Española | 108.066 | 1.780 | 1.559 | 22.022 | 22.999 | 17.739 | 23.179 | 13.544 | 5.244 |
| Extranjera | 13.547 | 85 | 238 | 2.385 | 3.500 | 1.258 | 4.012 | 1.457 | 612 |
| Union Europea (15) | 1.606 | 7 | 31 | 204 | 203 | 201 | 454 | 409 | 97 |
| Union Europea (ampliacion a 27) | 2.103 | 15 | 33 | 380 | 595 | 171 | 617 | 145 | 147 |
| Otros países OCDE | 523 | 4 | 15 | 79 | 56 | 105 | 133 | 89 | 42 |
| Otros países de Europa | 340 | 2 | 2 | 65 | 86 | 27 | 108 | 29 | 21 |
| America Latina y Caribe | 7.322 | 34 | 125 | 1.367 | 2.018 | 605 | 2.314 | 623 | 236 |
| Africa | 760 | 22 | 12 | 166 | 268 | 28 | 178 | 57 | 29 |
| Otros países de Asia y Oceanía | 884 | 1 | 19 | 124 | 272 | 119 | 207 | 102 | 40 |
| Apatridas | 1 | 0 | 0 | 0 | 0 | 0 | 0 | 1 | 0 |
| No consta | 8 | 0 | 1 | 0 | 2 | 2 | 1 | 2 | 0 |
| % Extranjeros | 11,1 | 4,6 | 13,2 | 9,8 | 13,2 | 6,6 | 14,8 | 9,7 | 10,5 |
| Crecimiento vegetativo (2007) | 1.027 | -79 | 11 | 18 | -27 | -4 | 629 | 287 | 192 |
| Nacimientos | 2.519 | 23 | 30 | 371 | 348 | 203 | 909 | 419 | 216 |
| Defunciones | 1.492 | 102 | 19 | 353 | 375 | 207 | 280 | 132 | 24 |
| Hogares | | | | | | | | | |
| Número de hogares | 82.261 | 1.362 | 1.052 | 16.452 | 19.174 | 12.333 | 19.298 | 8.877 | 3.713 |
| Tamaño medio del hogar | 2,8 | 2,6 | 3,1 | 2,8 | 2,6 | 2,9 | 2,7 | 3,2 | 3,0 |
| 1 persona | 19.184 | 385 | 219 | 3.588 | 5.070 | 2.060 | 5.187 | 1.620 | 1.075 |
| 2 personas | 21.687 | 400 | 264 | 4.296 | 5.910 | 3.154 | 5.074 | 1.743 | 846 |
| 3 personas | 17.424 | 281 | 208 | 3.650 | 3.833 | 2.967 | 3.874 | 1.872 | 739 |
| 4 personas | 14.989 | 175 | 159 | 3.280 | 2.706 | 2.787 | 3.245 | 2.001 | 636 |
| 5 personas | 5.114 | 80 | 97 | 947 | 906 | 904 | 1.081 | 859 | 240 |
| 6 personas | 1.357 | 26 | 36 | 346 | 372 | 278 | 402 | 391 | 86 |
| 7 personas | 863 | 7 | 23 | 170 | 177 | 87 | 192 | 166 | 41 |
| 8 personas y más | 1.043 | 8 | 26 | 195 | 200 | 96 | 243 | 225 | 50 |
| Hogares por nacionalidad | | | | | | | | | |
| Sólo españoles | 72.014 | 1.284 | 827 | 14.697 | 16.715 | 11.311 | 16.335 | 7.630 | 3.215 |
| Sólo extranjeros | 3.596 | 14 | 37 | 614 | 911 | 333 | 1.190 | 327 | 170 |
| Españoles y extranjeros | 6.651 | 64 | 188 | 1.141 | 1.548 | 689 | 1.773 | 920 | 328 |
| Datos económicos | | | | | | | | | |
| Precio m² cuadrado vivienda de segunda mano | | | | | | | | | |
| 31/12/2009 *** | 3.739 | .. | .. | 3.667 | 3.435 | 3.916 | 2.966 | 4.189 | 4.248 |
| 31/12/2008 | 3.863 | .. | .. | 3.704 | 3.495 | 4.114 | 3.511 | 4.302 | 4.180 |
| Incremento anual | -3,32 | .. | .. | -1,01 | -1,75 | -5,06 | -18,37 | -2,70 | 1,60 |

D.8.1. Características generales

| Características | TOTAL | 81. El Pardo | 82. Fuencarralreina | 83. Peña grande | 84. El Pilar | 85. La Paz | 86. Valverde | 87. Mirasierra | 88. El Goloso |
|--------------------------|---------|-----------------|------------------------|--------------------|-----------------|---------------|-----------------|-------------------|------------------|
| Número de turismos 2009* | 130.204 | 2.126 | 2.602 | 27.144 | 26.133 | 24.055 | 27.954 | 17.118 | 3.073 |
| D.U.E. 2008 | | | | | | | | | |
| Total | | | | | | | | | |
| Unidades Locales | 5.526 | 82 | 68 | 994 | 1.645 | 736 | 1.346 | 478 | 176 |
| Ocupados | 87.632 | 617 | 664 | 6.542 | 7.537 | 15.273 | 43.918 | 5.313 | 7.767 |
| Industria | | | | | | | | | |
| Unidades Locales | 287 | 1 | 2 | 54 | 92 | 24 | 92 | 20 | 2 |
| Ocupados | 5.024 | 2 | 5 | 998 | 301 | 347 | 2.982 | 385 | 4 |
| Construcción | | | | | | | | | |
| Unidades Locales | 293 | 1 | 2 | 60 | 113 | 34 | 66 | 14 | 3 |
| Ocupados | 2.865 | 1 | 12 | 362 | 477 | 573 | 1.203 | 211 | 26 |
| Servicios | | | | | | | | | |
| Unidades Locales | 4.945 | 80 | 64 | 880 | 1.439 | 678 | 1.188 | 444 | 171 |
| Ocupados | 79.742 | 614 | 647 | 5.182 | 6.758 | 14.353 | 39.733 | 4.717 | 7.737 |

NOTAS: En el DUE, la diferencia entre la suma de los parciales y el total corresponde a aquellas unidades en que no aparece asignado el barrio o la actividad. Datos provisionales

La suma total de turismos incluye personas físicas, personas jurídicas y otros

En el barrio de El Goloso incluye tan solo viviendas del PAU "Montecarmelo".

Ver "Fuentes, notas y conceptos"

1.2. Evolución de la población de derecho

| Rectificación/ Renovación a | TOTAL | 81. El Pardo | 82. Fuencarralreina | 83. Peña grande | 84. El Pilar | 85. La Paz | 86. Valverde | 87. Mirasierra | 88. El Goloso |
|--------------------------------|---------|-----------------|------------------------|--------------------|-----------------|---------------|-----------------|-------------------|------------------|
| 1/4/1986 | 196.280 | 5.342 | 3.836 | 40.572 | 63.545 | 35.185 | 33.080 | 12.437 | 2.283 |
| 1/1/1987 | 199.415 | 5.388 | 3.986 | 41.529 | 64.052 | 36.055 | 33.413 | 12.765 | 2.227 |
| 1/1/1988 | 201.655 | 5.394 | 3.955 | 42.683 | 63.897 | 37.136 | 33.369 | 12.969 | 2.252 |
| 1/1/1989 | 203.922 | 5.353 | 3.982 | 43.962 | 63.691 | 38.315 | 33.219 | 13.211 | 2.189 |
| 1/1/1990 | 207.239 | 5.415 | 4.070 | 45.185 | 63.846 | 39.521 | 33.161 | 13.799 | 2.242 |
| 1/3/1991 | 206.499 | 5.088 | 3.891 | 47.587 | 60.174 | 41.510 | 31.292 | 14.173 | 2.784 |
| 1/1/1992 | 207.504 | 5.159 | 3.883 | 48.088 | 60.236 | 41.666 | 31.352 | 14.321 | 2.799 |
| 1/1/1993 | 209.849 | 5.275 | 3.941 | 49.008 | 60.424 | 42.058 | 31.500 | 14.819 | 2.824 |
| 1/1/1994 | 210.810 | 5.267 | 4.010 | 49.613 | 60.170 | 42.211 | 31.640 | 15.126 | 2.773 |
| 1/1/1995 | 210.066 | 5.206 | 3.996 | 49.740 | 59.495 | 42.209 | 31.252 | 15.475 | 2.693 |
| 1/5/1996 | 199.253 | 4.780 | 3.513 | 47.803 | 55.070 | 40.017 | 29.630 | 16.146 | 2.294 |
| 1/1/1998 | 202.172 | 4.733 | 3.490 | 47.519 | 54.483 | 39.948 | 30.456 | 19.313 | 2.230 |
| 1/1/1999 | 204.000 | 4.626 | 3.482 | 47.314 | 53.633 | 39.609 | 31.139 | 22.066 | 2.131 |
| 1/1/2000 | 203.788 | 4.523 | 3.494 | 46.924 | 52.735 | 39.367 | 31.375 | 23.082 | 2.288 |
| 1/1/2001 | 206.793 | 4.371 | 3.486 | 47.106 | 53.215 | 39.217 | 32.568 | 24.565 | 2.265 |
| 1/1/2002 | 207.748 | 4.233 | 3.468 | 47.027 | 53.000 | 38.952 | 33.356 | 25.486 | 2.226 |
| 1/1/2003 | 210.583 | 4.101 | 3.537 | 47.327 | 53.058 | 38.776 | 34.260 | 27.256 | 2.268 |
| 1/1/2004 | 209.361 | 4.030 | 3.486 | 46.954 | 52.539 | 38.454 | 34.491 | 27.371 | 2.036 |
| 1/1/2005 | 206.688 | 3.908 | 3.396 | 46.400 | 51.228 | 37.619 | 34.799 | 27.110 | 2.228 |
| 1/1/2006 | 209.255 | 3.867 | 3.334 | 46.377 | 50.536 | 37.251 | 37.044 | 27.280 | 3.566 |
| 1/1/2007 | 212.710 | 3.753 | 3.288 | 45.521 | 50.199 | 37.153 | 39.707 | 27.409 | 5.680 |
| 1/1/2008 | 220.085 | 3.657 | 3.254 | 45.968 | 50.079 | 36.626 | 44.695 | 27.778 | 8.028 |
| 1/1/2009 | 225.954 | 3.583 | 3.231 | 46.095 | 49.819 | 36.319 | 48.556 | 28.450 | 9.901 |
| 1/1/2010 | 229.758 | 3.519 | 3.233 | 46.127 | 49.111 | 36.168 | 51.684 | 28.798 | 11.118 |

FUENTE: Área de Gobierno de Hacienda y Administración Pública. Dirección General de Estadística

1.3. Población clasificada por nacionalidad, sexo y grupos de edad a 1 de enero de 2010

| Características | TOTAL | 81. El Pardo | 82. Fuentelarreina | 83. Peña grande | 84. El Pilar | 85. La Paz | 86. Valverde | 87. Mirasierra | 88. El Goloso |
|--------------------|----------------|-----------------|-----------------------|--------------------|-----------------|---------------|-----------------|-------------------|------------------|
| Españoles | 96.773 | 1.606 | 1.352 | 19.762 | 19.414 | 16.104 | 20.897 | 12.847 | 4.791 |
| 0 - 9 | 11.208 | 113 | 145 | 1.670 | 1.403 | 1.092 | 3.595 | 1.943 | 1.247 |
| 43.739 | 8.636 | 124 | 169 | 1.863 | 1.245 | 1.366 | 1.667 | 1.873 | 329 |
| 20 - 29 | 11.786 | 196 | 146 | 2.746 | 2.204 | 2.701 | 1.968 | 1.549 | 276 |
| 30 - 39 | 17.069 | 264 | 179 | 2.887 | 3.460 | 2.226 | 4.897 | 1.693 | 1.463 |
| 40 - 49 | 13.520 | 222 | 159 | 2.634 | 2.522 | 1.503 | 3.514 | 2.175 | 791 |
| 50 - 59 | 11.812 | 196 | 152 | 2.925 | 2.154 | 2.581 | 1.984 | 1.596 | 224 |
| 60 - 69 | 11.956 | 160 | 184 | 2.811 | 3.161 | 2.953 | 1.271 | 1.281 | 135 |
| 70 - 79 | 7.312 | 191 | 149 | 1.503 | 2.323 | 1.220 | 1.218 | 547 | 161 |
| 80 y más | 3.472 | 140 | 69 | 723 | 942 | 461 | 783 | 189 | 165 |
| N/C | 2 | 0 | 0 | 0 | 0 | 1 | 0 | 1 | 0 |
| Españolas | 108.066 | 1.780 | 1.559 | 22.022 | 22.999 | 17.739 | 23.179 | 13.544 | 5.244 |
| 0 - 9 | 10.773 | 88 | 153 | 1.623 | 1.284 | 954 | 3.571 | 1.859 | 1.241 |
| 10 - 19 | 8.409 | 109 | 149 | 1.865 | 1.233 | 1.350 | 1.639 | 1.784 | 280 |
| 20 - 29 | 11.460 | 155 | 140 | 2.585 | 2.246 | 2.520 | 2.067 | 1.414 | 333 |
| 30 - 39 | 17.290 | 221 | 170 | 2.855 | 3.377 | 2.204 | 5.015 | 1.853 | 1.595 |
| 40 - 49 | 14.855 | 220 | 214 | 3.005 | 2.790 | 1.878 | 3.578 | 2.532 | 638 |
| 50 - 59 | 14.566 | 241 | 200 | 3.548 | 2.841 | 3.452 | 2.238 | 1.812 | 234 |
| 60 - 69 | 14.190 | 207 | 251 | 3.238 | 4.109 | 3.216 | 1.629 | 1.374 | 166 |
| 70 - 79 | 9.509 | 293 | 171 | 1.946 | 3.131 | 1.292 | 1.931 | 569 | 176 |
| 80 y más | 7.014 | 246 | 111 | 1.357 | 1.988 | 873 | 1.511 | 347 | 581 |
| N/C | 0 | 0 | 0 | 0 | 0 | 0 | 0 | 0 | 0 |
| Extranjeros | 11.370 | 48 | 84 | 1.958 | 3.198 | 1.067 | 3.595 | 949 | 471 |
| 0 - 9 | 1.150 | 2 | 7 | 185 | 292 | 87 | 405 | 95 | 77 |
| 43739 | 1.157 | 11 | 4 | 193 | 328 | 112 | 323 | 139 | 47 |
| 20 - 29 | 2.454 | 15 | 7 | 430 | 769 | 263 | 784 | 103 | 83 |
| 30 - 39 | 3.509 | 14 | 18 | 631 | 1.022 | 308 | 1.147 | 210 | 159 |
| 40 - 49 | 1.929 | 2 | 22 | 318 | 503 | 167 | 646 | 206 | 65 |
| 50 - 59 | 732 | 4 | 11 | 124 | 188 | 73 | 205 | 102 | 25 |
| 60 - 69 | 289 | 0 | 10 | 52 | 61 | 36 | 65 | 53 | 12 |
| 70 - 79 | 119 | 0 | 3 | 20 | 32 | 16 | 15 | 31 | 2 |
| 80 y más | 31 | 0 | 2 | 5 | 3 | 5 | 5 | 10 | 1 |
| N/C | 0 | 0 | 0 | 0 | 0 | 0 | 0 | 0 | 0 |
| Extranjeras | 13.539 | 85 | 237 | 2.385 | 3.498 | 1.256 | 4.011 | 1.455 | 612 |
| 0 - 9 | 1.143 | 3 | 6 | 183 | 287 | 112 | 396 | 89 | 67 |
| 43739 | 1.126 | 7 | 6 | 182 | 324 | 84 | 347 | 140 | 36 |
| 20 - 29 | 3.297 | 23 | 54 | 606 | 895 | 307 | 983 | 262 | 167 |
| 30 - 39 | 3.932 | 27 | 52 | 725 | 964 | 321 | 1.240 | 382 | 221 |
| 40 - 49 | 2.249 | 10 | 56 | 359 | 581 | 213 | 627 | 332 | 71 |
| 50 - 59 | 1.116 | 13 | 36 | 211 | 263 | 140 | 275 | 148 | 30 |
| 60 - 69 | 416 | 2 | 12 | 76 | 121 | 49 | 93 | 53 | 10 |
| 70 - 79 | 179 | 0 | 8 | 33 | 46 | 16 | 39 | 29 | 8 |
| 80 y más | 81 | 0 | 7 | 10 | 17 | 14 | 11 | 20 | 2 |
| N/C | 0 | 0 | 0 | 0 | 0 | 0 | 0 | 0 | 0 |